

NEW



**MINI EXCAVATOR** | 48Z-I/5 | R-I/55Z-I/57C-I

Operating weight: 4792/5112/5366/5483kg Net engine power: 33.1/33.4kW





### **55Z-1**

100% steel body work and simplified H-frame undercarriage.

### **51R-1**

4 different power modes, auto idle and programmable auxiliary flows.

### **48Z-1**

Best-in-class 500 hour greasing intervals.



# THE LATEST ADDITIONS TO OUR NEW GENERATION

## **NEW GENERATION CONTROL, EFFICIENCY, PERFORMANCE, STRENGTH.**

**Control,** Industry leading digital screen technology lets you tailor and store settings to put you in total control. **Efficiency,** Designed to keep running costs low and prove to be a great business decision.

**Performance,** Designed to give you greater bucket and dipper tearout, greater dump height and greater lift capacity. **Strength,** Designed to be quite simply the strongest 5-tonne machines on the market.

### **57C-1**

Superb tear-out  
and lift capacity.

# NEW GENERATION STRENGTH.

TRACKED EXCAVATORS HAVE BEEN A PART OF THE JCB MANUFACTURING FAMILY FOR OVER 50 YEARS. WITH ALL THIS EXPERIENCE AND INSIGHT, OUR LATEST MINI EXCAVATORS HAVE BEEN DEVELOPED TO EXCEED OUR CUSTOMERS' STANDARDS. THEY ARE QUITE SIMPLY THE STRONGEST AND HIGHEST PERFORMING NEXT GENERATION OF MACHINES WE'VE EVER BUILT.

Our fully robot welded boom and dipper are made of high tensile strength steel, with internal baffle plates in the boom, for long-life durability.



## The toughest form.

- 1 With a finite element analysis-designed heavy duty structure as well as simplified H-frame construction, the undercarriage of these minis are both durable and confidence-inspiring.
- 2 Our clean four-plate dipper design provides added structural strength and durability.
- 3 There are no longer any plastic external body panels on our new machines; instead they have 100% high strength pressed steel bodywork.

## Dig end durability.

- 4 The optional heavy duty kingpost features durable re-bushable pivots to optimise service life on our new machines. It also provides a safe route for all excavator hoses.
- 5 The heavy duty boom cylinder guard and optional dipper and crowd ram guards give maximum excavator arm protection, even during the toughest jobs.



### Quality componentry.

**6** Fold back your cab door and you'll see that it fits snugly within the counterweight length. This keeps it out of harms way throughout the machine operation.

**7** The hydraulic system boasts the latest industry technology "O-Ring Face Seal" (ORFS) hydraulic fittings, providing excellent sealing capabilities.

**8** High quality 400mm rubber tracks with interlocking links will perform in even the most laborious applications. Specify our 400/550mm steel tracks and you'll find they're pre-drilled to make it easier to attach rubber pads. You can also opt for dedicated Road Liner Pads (Bridgestone GeoGrip™), which allow you to replace individual segments should you require.

**9** We only use trusted premium manufacturers including Perkins engines, Nachi and Bosch-Rexroth hydraulic components and Bridgestone tracks.



6



7



8



9

# NEW GENERATION CONTROL.

HIGH PRODUCTIVITY TO US MEANS HAVING A COMFORTABLE ENVIRONMENT. THAT'S WHY OUR NEW RANGE FOCUSES ON COMFORT AND EASE OF USE, MAKING OUR JCB A GREAT PLACE TO WORK.

## Comfort and control.

**1** These mini's have an even more spacious cab than before, with storage galore; a phone tray, stowage net and a cup holder. The whole area is accessed easily and safely via a large door.

**2** A radio, 12V phone charger, powerful heater with window de-mister and a high performing air conditioning system\* with 8 vents completes the picture.

**3** The innovative new rotary controller and the easy touch switches, have been thoughtfully designed for operational ease of use.

**4** With ergonomic electro-hydraulic dozer control as standard, operators can achieve smooth and precise grading control.

**5** You can alternate quickly between single and double-acting auxiliary flow thanks to a convenient switch in the cab.

\*Air conditioning optional.

Our new deluxe fully adjustable suspension seating provides great operator comfort; our heated air suspension option, meanwhile, has independent adjustable positions for the ultimate in ergonomics.



### Superior instrumentation.

**E** The new machines now have the latest industry technology of digital screens available in the operating station. With a simple user interface, customisable home screen and specific diagnostic information, you are sure to find it a helping hand at work.

**Z** For increased safety, there is a Thatcham approved immobiliser\*, eliminating the possibility of an unauthorised start. Having the software system Livelink and Datatag\* on the minis, will allow you to set a geofence and machine working restrictions.

A key benefit of the Livelink and immobiliser combination is the remote pin code management system, which allows you to remotely authorise or deny the usage of the machine. Up to 14 individual pin codes can be programmed into the system, offering the option to customise operator preferences by embedding a separate auxiliary mode in each code.

**E** You can easily adjust and programme flow settings for specific attachments, with a built in memory to store your settings so that they can be easily retrieved between jobs.

Information such as service and machine diagnostics help the operator to keep on top of the status of the machine. Alerts and service interval countdowns will keep you up to date, and always one step ahead of the possibility of downtime.

**E** Live readings of fuel consumption gives the operator an idea as to how the machine is performing at any stage of application.

\* Refer to the standard and optional equipment table.




7



8



9



The switch panel and monitor are fitted with clearly identifiable, easy touch buttons.

6

# NEW GENERATION PERFORMANCE.

THE LATEST COMPACT EXCAVATORS CONTINUE WITH THE NEW GENERATION LOOK AND FEEL. THIS MEANS THEY INCLUDE ALL OUR NEW INNOVATIVE DESIGN FEATURES, MAKING THEIR VERSATILITY AND PRODUCTIVITY, BEST IN CLASS.

## Potent performance.

**1** For Stage 3A markets, we have a Perkins 404D-22 engine; a quiet 2.2 litre unit delivering 35.7kW at 2000rpm and reduced operating costs in a small, efficient package. In addition to this we also offer a Tier 4 Final/Stage 3B engine option for our new minis.

**2** Tracking performance is smooth and precise, ensuring high dozer capabilities and fast travel times. To increase productivity, our auto kickdown motors automatically adapt to changes in terrain increasing productivity and reducing operator fatigue.

## Digging down.

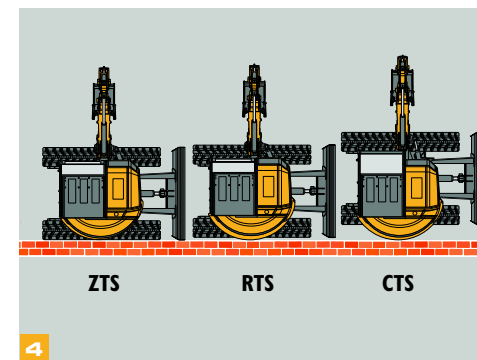
**3** These machines produce dipper tearout forces of up to 29.0kN; combined with fast cycle times, this enables unrivalled productivity. By perfectly matching our boom and dipper, we've created optimal dig end geometry, helping you to work and load in confined areas with ease.

## RTS, ZTS or CTS?

**4** We offer Reduced, Zero or Conventional tailswing configurations, but choosing the right one for you depends on your application. CTS gives greater stability, lifting capacity and a larger dig end; RTS and ZTS offer concern-free manoeuvrability – especially in confined spaces – because their rear overhang outside the tracks is eliminated (ZTS) or greatly reduced (RTS).



Bucket rotation is a huge 181°, offering great spoil retention during truck loading. Choose a dipper length to suit your application – from 1.45-1.82m, providing total versatility.



### Hydraulic innovation.

4 A premium closed centre hydraulic system provides improved flow sharing for smooth, precise and balanced operation during multi-functioning.

5 The programmable twin auxiliary lines provide high and optional low hydraulic flows to operate an array of attachments, increasing the machines versatility. Both auxiliary lines are electrically proportional controlled and fully adjustable for optimum attachment control.

6 The optional 4-way dozer can be angled right and left which, combined with the dozer float function makes levelling and backfilling work incredibly easy, even on inclines and uneven terrain.

### Versatility attached.

7 You can now choose from a range of JCB's eco buckets, designed with fuel saving in mind. Our attachments provide ultimate performance, full JCB warranty compliance and optimum fit and operation.

8 Our fully CE marked, factory-fitted hydraulic quickhitch is an option to add to your machine, which is an increased benefit for changing attachments quicker.

A tilt rotate ready installation is optional, for increased productivity and versatility.

Our hydraulic hitch is capable of picking up a range of bucket pin centres, making it compatible with your existing fleet of attachments from most excavator manufacturers in this weight class.



## NEW GENERATION SAFETY.

OUR NEW MINI EXCAVATORS OFFER SAFETY AS FIRST PRIORITY, TO THE OWNER, OPERATOR, BYSTANDERS AND THE MACHINE ITSELF. WITH MAXIMUM SAFETY, DOWNTIME IS MINIMISED THANKS TO OUR NEW DEVELOPMENTS.

### Maximum protection.

**1** The new compact excavators cabs are fully ROPS and TOPS compliant, for increased protection to the cab and operator, opt for the impact protection glass on the new machine.

**2** JCB's safety lever lock fully isolates hydraulic functions to prevent unintended movement.

**3** Our unique 2GO system ensures your mini excavator hydraulics can only be operated in a safe lockable position via two separate inputs.

As an optional safety feature, hydraulics can only be activated when the operator is seated and the seatbelt is worn.

**4** Optional (territory dependent) boom, dozer and dipper hose burst check valves (HBCVs) with an overload screen display makes operation safer.

**5** Overload screen displays a bar chart from green to red to indicate if the overload point is close or has been passed. Once passed, the buzzer sounds and the bar flashes to warn the operator.



1



4



2



3



5

## Safely does it.

- 6** Large track frame width and a low centre of gravity helps to ensure that stability is maximised on the machines.
- 7** Standard boom and optional worklight guards offer greater protection for vulnerable components in hazardous applications.
- 8** Optional LED lights accommodate the 'follow me home' function. When selected, the lights will remain on for 3 minutes even when the machine is switched off, illuminating the area and allowing the operator to get off the work site safely.
- 9** These machines offer greater visibility than our outgoing models, thanks in part to a 70/30 front screen split; for easy, safe trench digging and manoeuvring.



6



7



8



9

## NEW GENERATION SERVICE.

A JCB MINI EXCAVATOR IS DESIGNED TO BE AS PRODUCTIVE AS POSSIBLE. DOWNTIME IS MINIMISED IN EVERY WAY, INCLUDING THE TIME IT TAKES TO CARRY OUT MAINTENANCE.

### At your service.

- 1 Graphite impregnated bronze bushes allow best-in-class greasing intervals of 500 hours.
  - 2 An open frame undercarriage with sloping track legs makes cleaning easier.
  - 3 Dozer hoses are easy to replace because they terminate at the bulkhead.
  - 4 The wide-opening steel bonnet and external fuel indicator make it easy to fill the tank from ground level. Opt for a refuelling pump with auto stop function to reduce spillages and increase safety.
  - 5 Removing the cab floor is easy to do, and affords access to many key components like the main control valve spools.
  - 6 You can remove the floor mat easily for cleaning, while anti-slip cast tread plates provide safe access and bodywork protection.
- Boom swing and auxiliary controls are mounted on the joystick to increase floor space; the track pedals fold up to provide even more.
- 7 These machines feature colour-coded hydraulic hoses for easy identification.



# NEW GENERATION EFFICIENCY.

ULTIMATELY, COST OF OWNERSHIP IS PERHAPS YOUR PRIMARY CONCERN AS A BUSINESS. SO YOU'LL BE PLEASED TO KNOW THAT THE NEW JCB 48Z-I, 51R-I, 55Z-I AND 57C-I HAVE BEEN DESIGNED TO KEEP RUNNING COSTS AS LOW AS POSSIBLE.

## Dynamic engine design.

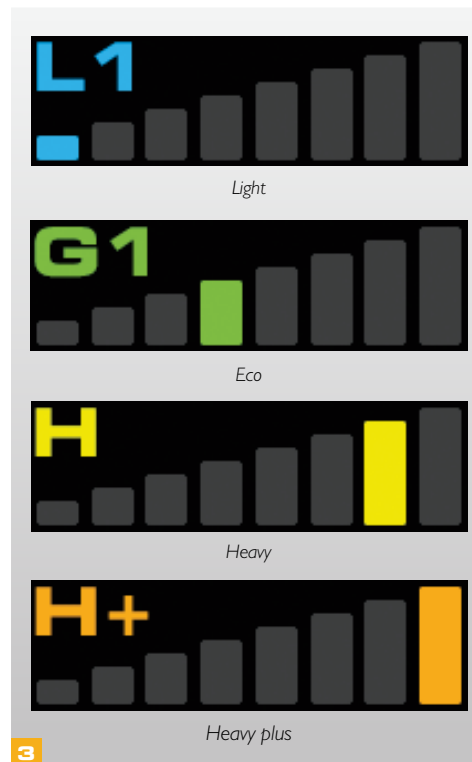
**1** Our below idle feature means that engine revs are reduced even further when the operators armrest is raised. Fuel economy and noise levels are both improved.

**2** Activate 'One-Touch-Idle' by pressing the new rotary controller dial. Just another way of reducing engine revs quickly and conserving fuel.

Our programmable auto idle can be activated between 2 and 30 seconds after the controls have been inactive, to offer increased fuel efficiencies.

**3** Control your engine speed with four different power bands to easily toggle through and set to optimum hydraulic flows. This includes light, eco, heavy and heavy plus, all of which can be tailored to suit your application.

**4** The patented low pressure return line circuit further improves fuel efficiency, because the pump does not need to overcome as high a pressure before any work can be done.



# LIVELINK, WORK SMARTER.

**LIVELINK IS AN INNOVATIVE SOFTWARE SYSTEM THAT LETS YOU MANAGE JCB MACHINES REMOTELY – ONLINE, BY EMAIL OR BY MOBILE PHONE. ACCESS EVERYTHING FROM MACHINE ALERTS TO FUEL REPORTS AND HISTORY INFORMATION, WITH ALL DATA STORED AT A SECURE CENTRE.**

## Productivity and cost benefits

By providing information like idle time monitoring and machine fuel consumption, JCB Livelink helps reduce your fuel usage, saving money and improving productivity. Machine location information can help improve efficiency and perhaps even reduce insurance costs.



## Maintenance benefits

Manage machine maintenance easily – accurate hours monitoring and service alerts improve maintenance planning, while real-time location data helps you manage your fleet. Critical machine alerts and maintenance history records are also available.



## Security benefits

Livelink's real-time geofencing alerts tell you when machines move out of predetermined zones, and real-time curfew alerts inform you of unauthorised usage. Further benefits include real-time location information, advanced ECU matching (pairs Livelink with the immobiliser or ECU), and PIN code management (to remotely authorise usage – perfect for plant hire).



## VALUE ADDED.

JCB'S WORLDWIDE CUSTOMER SUPPORT IS FIRST CLASS. WHATEVER YOU NEED AND WHEREVER YOU ARE, WE'LL BE AVAILABLE QUICKLY AND EFFICIENTLY TO HELP MAKE SURE YOUR MACHINERY IS PERFORMING TO ITS FULL POTENTIAL.



1

1 Our Technical Support Service provides instant access to factory expertise, day or night, while our Finance and Insurance teams are always on hand to provide fast, flexible, competitive quotes.

2 The global network of JCB Parts Centres is another model of efficiency; with 16 regional bases, we can deliver around 95% of all parts anywhere in the world within 24 hours. Our genuine JCB parts are designed to work in perfect harmony with your machine for optimum performance and productivity.



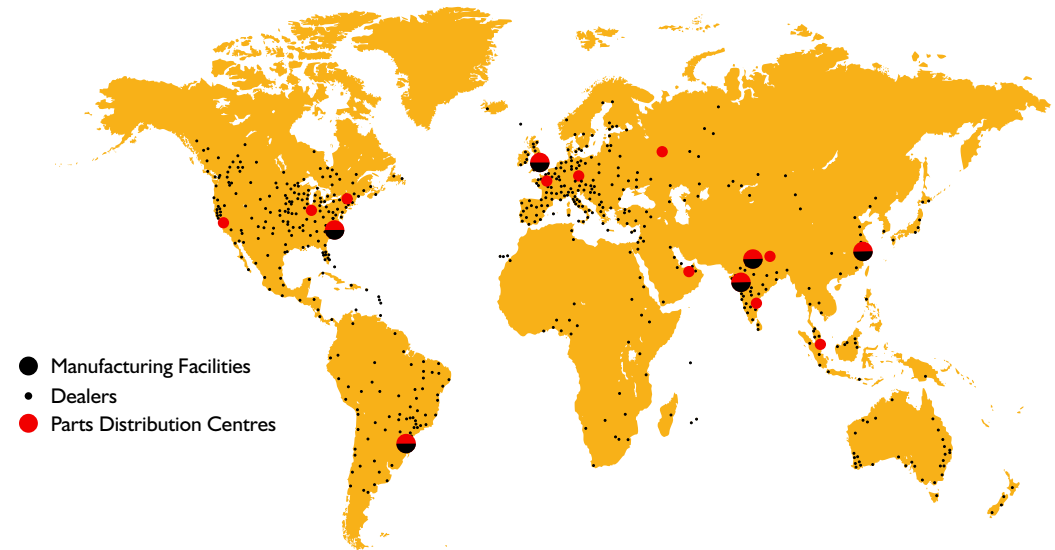
2

3 JCB Assetcare offers comprehensive extended warranties and service agreements, as well as service-only or repair and maintenance contracts. Irrespective of what you opt for, our maintenance teams around the world charge competitive labour rates, and offer non-obligation quotations as well as fast, efficient insurance repair work.



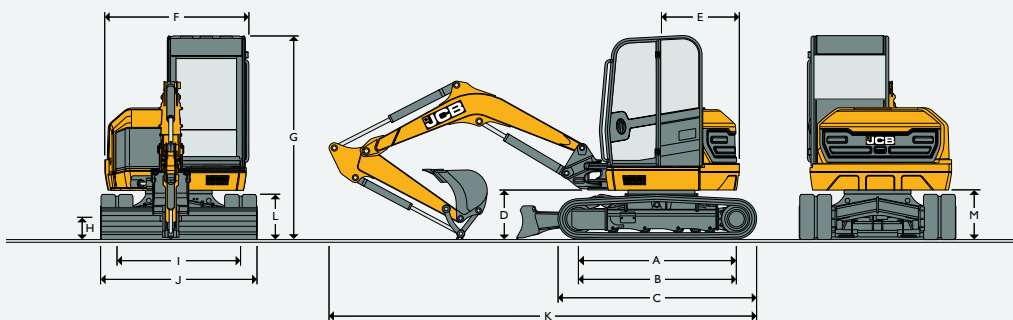
3

Note: JCB LIVELINK and JCB ASSETCARE may not be available in your region, so please check with your local dealer.



- Manufacturing Facilities
- Dealers
- Parts Distribution Centres

## STATIC DIMENSIONS



Machine model	48Z-I	51R-I	55Z-I	57C-I
A Sprocket idler centres	mm	1985		
B Track length on ground	mm	1985		
C Undercarriage overall length – rubber	mm	2490		
Undercarriage overall length – steel	mm	2490		
D Kingpost clearance	mm	631		
E Tailswing radius	mm	975	1030	1000 1300
F Overall width of superstructure	mm	1820	1850	1845
G Height over cab	mm	2551		2561
H Ground clearance	mm	300		
I Track gauge	mm	1550		
J Width over tracks	mm	1950		
K Transport length with standard dipper	mm	5353	5349	5518 5495
L Track height	mm	560		
M Counterweight clearance	mm	618		

## ENGINE

Machine model	Standard		Optional	
	48Z-I, 51R-I, 55Z-I, 57C-I		48Z-I, 51R-I, 55Z-I, 57C-I	
Model	Stage 3A 404D-22		Tier 4 Final KDI 1903	
Fuel	Diesel			
Cooling	Water cooled			
Gross power ISO 14396	kW	35.7 (@ 2600rpm)	36 (@ 2200rpm)	
Net power	kW	33.1 (@ 2600rpm)	33.4 (@ 2200rpm)	
Gross torque ISO 14396	Nm	143 (@ 1800rpm)	225 (@ 1500rpm)	
Displacement	cc	2179		1903
Gradeability	degrees	35		30
Starter motor	kW	2		2
Battery	volt / amps	12V / 75Ah		12V / 75Ah
Alternator	amps (Air con)	85		100

## UNDERCARRIAGE

Machine model	48Z-I	51R-I	55Z-I	57C-I
No of top rollers	1			
No of bottom rollers	4			
Track width rubber (STD)	mm	400		
Track width steel	mm	400		
Ground bearing pressure (400mm tracks)	kg/cm <sup>2</sup>	0.30	0.32	0.35 0.36
Ground bearing pressure (550mm tracks)	kg/cm <sup>2</sup>	0.22	0.23	0.25 0.26
Track tensioning	Grease			
Travel speed – low	kph	3		
Travel speed – high	kph	4.6		
Tractive effort	kN	35.7	36.5	38.1 40

## HYDRAULIC SYSTEM

Machine model	48Z-I	51R-I	55Z-I	57C-I
Pump	cc	63		
Nominal output @ 2000rpm	lpm	126		
Excavator/track main relief pressure	bar	240	265	
Slew main relief pressure	bar	216		
Auxiliary hydraulic pressure (Low)	bar	190		
Auxiliary hydraulic pressure (High)	bar	190		
Auxiliary hydraulic flow (Low)	lpm	40		
Auxiliary hydraulic flow (High)	lpm	90		
Hydraulic pump	Piston			

## WEIGHTS

Machine model	48Z-I	51R-I	55Z-I	57C-I
Operating weight* (400mm rubber tracks)	kg	4792	5112	5366 5483
Shipping** weight (400mm rubber tracks)	kg	4662	4982	5236 5353
With FOGs guard – stage 1	kg	+ 16		
Aircon (includes FOGS guard-stage 1)	kg	+ 61	+ 66	
With steel tracks (400mm)	kg	+ 154		
With steel tracks (550mm)	kg	+ 276		
With Geo grip tracks (400mm)	kg	+ 176		
With 4 way dozer	kg	+ 219		
Hydraulic quickhitch installation weight	kg	+ 72.5		

\* Operating weight to ISO 6016 including cab, rubber tracks, standard dipper, 600mm bucket, full tanks and a 75kg operator.

\*\* Shipping weight to ISO 6016 is mass of the base machine without an operator, with the fuel level at 10% of tank capacity.

## SERVICE CAPACITIES

Machine model	48Z-1	51R-1	55Z-1	57C-1
Fuel tank	ltr 76			
Engine coolant	ltr Stage 3A: 12 / Tier 4: 9.2			
Engine oil	ltr Stage 3A: 9.1 max / Tier 4: 8 max			
Hydraulic system	ltr 100		ltr 112	
Hydraulic tank	ltr 55		ltr 62	

## OPERATOR ENVIRONMENT

Machine model	48Z-1	51R-1	55Z-1	57C-1
Cab/canopy height	mm	2551	2561	
Cab/canopy height with FOGS guard LEVEL I	mm	2575	2585	
Cab/canopy length	mm	1291	1491	
Cab/canopy width	mm	1020		
Door aperture width	mm	552	595	

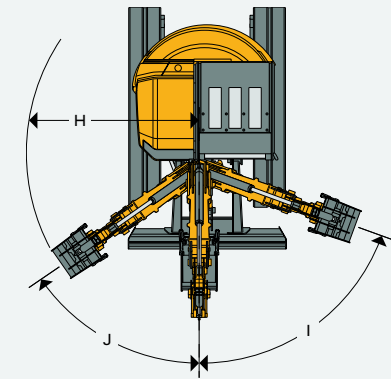
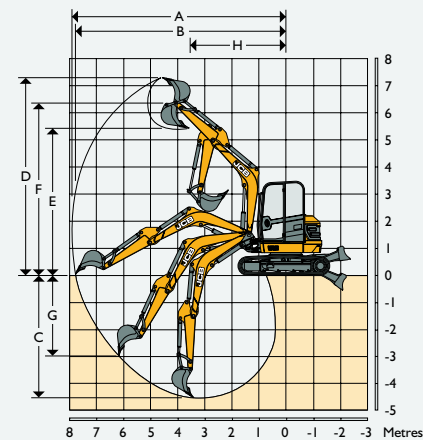
## STANDARD EQUIPMENT

Fully glazed ROPS & TOPS certified cab with programmable Intermittent wiper with wash/wipe, 3 speed heater/demister with 4 adjustable air vents, Colour LCD display, Digital clock, Internal lockable toolbox, Cup holder, Coat hook, stowage net, 12v accessory socket, Interior light, Full audio/visual warning systems, Auto idle throttle, Below idle system, one touch idle, 4 power bands(light, eco, heavy & heavy plus), ISO servo controls with electro-hydraulic dozer lever, Electro-proportional thumb controlled high flow single acting auxiliary, 10 selectable auxiliary flow rates, Joystick mounted hammer switch, Neutral start, Full control isolation, "2GO" hydraulic isolation, Midback suspension seat, removable floormat, Beacon ready kit, Two speed tracking, Auto-kickdown track motors, 400mm short pitch rubber tracks, Double element air cleaner, Heavy-duty alternator, Heavy-duty battery, Hydraulic slew braking with disc type park brake, ORFS hydraulics, Colour coded hydraulic hoses, 500 hour dig end greasing intervals, Heavy duty boom cylinder guard, Protected boom worklight, Quick release auxiliary couplers, 100% steel bodywork, dedicated tie down and lifting points, JCB LiveLink, CESAR datatag (UK only).

## OPTIONAL EQUIPMENT

Air-conditioning with 8 adjustable air vents, Adjustable sunblind, FOPS guard stage I, 400mm or 550mm steel tracks, 400mm Geo GripRoad Liner tracks, Fan guards, Battery isolator (standard for EU), High back seat or deluxe heated high back air-suspension seat, Radio installation, Electro-proportional thumb controlled low flow auxiliary, Hose burst check valve lifting kit (dozer, boom & dipper), Bucket-to-grab change over valve, Mechanical quickhitch, Hydraulic quickhitch, Hydraulic quickhitch ready pipework, General purpose digging eco buckets, Ditch/grading eco buckets, Hydraulic hammers, Rotating/strobe beacon, Travel alarm, Toolkit, Greasegun & cartridge, Fire extinguisher, Exterior cab mounted mirrors, Interior mirror, Electric refuelling pump, JCB Immobiliser (Unique key or keypad system), Dozer float, 4-way angled dozer blade, Dual pattern controls (ISO/SAE change-over), Thumb ready dipper, Special paint options, LED or Halogen worklights (either, with follow me home function), ROPS & TOPS certified canopy, Tilt rotate ready installation, Media socket, Radio ready kit, Worklight guards (cab), Dipper/crowd Ram guards, Rearview camera, Rearview angled mirror, JCB impact protection front screen, Bushed kingpost, Electronic single-double acting change over valve.

## WORKING RANGE


















		48Z-1	51R-1	55Z-1	57C-1
Dipper length	mm	1450	1570	1820	
Boom length	mm	2700		2866	
A Max digging reach	mm	5846	5962	6119	6260
B Max digging reach on ground	mm	5714	5832	5995	6144
C Max digging depth – dozer up	mm	3327	3447	3606	3856
Max digging depth – dozer down	mm	3532	3652	3843	4077
D Max digging height	mm	5387	5473	5664	5846
E Max dump height	mm	4001	4088	4274	4456
F Max height to dipper nose pivot pin	mm	4679	4764	4970	5152
G Max vertical wallcut depth	mm	1971	2069	2052	2254
H Min front swing radius (no offset)	mm	2599	2631	2641	2608
Min front swing radius (fully offset)	mm	2123	2151	2160	2155
I Boom swing left	degrees	70			
J Boom swing right	degrees	55			
Bucket rotation	degrees	181			
Dipper rotation	degrees	121			
Bucket tearout	kN	38		42	
Dipper tearout	kN	22	21	29	26
Slew speed	rpm	8.3			
















## DOZER

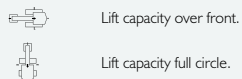
Machine model	48Z-1	51R-1	55Z-1	57C-1	
Dozer length	mm	1141			
Max height above ground	mm	433			
Dig depth below ground	mm	464			
Approach angle	degrees	31			
Width	mm	1962			
Height	mm	400			

**LIFT CAPACITIES – 400MM RUBBER TRACKS, 2700MM BOOM, 1450MM DIPPER, NO BUCKET** **48Z-I**

Load Point	2.0m			3.0m			4.0m			5.0m			Capacity at maximum reach			
																Distance
Height	Dozer Up	Dozer Down	Over Side	Dozer Up	Dozer Down	Over Side	Dozer Up	Dozer Down	Over Side	Dozer Up	Dozer Down	Over Side	Dozer Up	Dozer Down	Over Side	Distance
m	kg	kg	kg	kg	kg	kg	kg	kg	kg	kg	kg	kg	kg	kg	kg	m
4.0													842*	842*	606	3.88
3.5							852	959*	582				739	784*	501	4.3
3.0				1190*	1190*	922	847	964*	577				651	777*	438	4.6
2.5				1321	1442*	873	832	1016*	564				594	747*	396	4.82
2.0				1260	1719*	820	812	1098*	546				556	706*	367	4.97
1.5				1208	1949*	775	790	1192*	525	544	899*	357	536	761*	352	5.04
1.0				1174	2085*	744	768	1280*	505	536	1009*	350	526	751*	343	5.06
0.5				1155	2125*	727	750	1347*	489	530	883*	345	529	812*	344	5.01
0.0				1148	2084*	721	738	1379*	477				544	866*	353	4.9
-0.5	1975*	1975*	1415	1150	1965*	723	731	1365*	471				574	922*	373	4.72
-1.0	2493	2824*	1425	1161	1756*	733	732	1288*	472				628	992*	408	4.46
-1.5	2517	2907*	1444	1184	1400*	753	743	1090*	483				720	1009*	469	4.1
-2.0	2269*	2269*	1476										898	958*	585	3.59
-2.5													754*	754*	754*	2.83
-3.0																
















**LIFT CAPACITIES – 400MM RUBBER TRACKS, 2700MM BOOM, 1570MM DIPPER, NO BUCKET** **51R-I**

Load Point	2.0m			3.0m			4.0m			5.0m			Capacity at maximum reach			
																Distance
Height	Dozer Up	Dozer Down	Over Side	Dozer Up	Dozer Down	Over Side	Dozer Up	Dozer Down	Over Side	Dozer Up	Dozer Down	Over Side	Dozer Up	Dozer Down	Over Side	Distance
m	kg	kg	kg	kg	kg	kg	kg	kg	kg	kg	kg	kg	kg	kg	kg	m
4.0							874*	874*	683				792*	792*	669	4.04
3.5							899*	899*	691				697*	697*	562	4.45
3.0							913*	913*	685				682*	682*	499	4.74
2.5							970*	970*	672				666*	666*	456	4.95
2.0				1361*	1361*	1036	951	1055*	653	652	941*	444	631	657*	428	5.09
1.5				1477	1645*	982	928	1154*	632	645	964*	437	609	636*	411	5.17
1.0				1423	1892*	935	905	1249*	611	636	988*	429	601	681*	404	5.18
0.5				1384	2052*	901	886	1324*	594	629	1003*	422	605	742*	405	5.13
0.0				1362	2115*	881	872	1366*	581	625	886*	418	619	742*	415	5.03
-0.5	1869*	1869*	1686	1352	2095*	873	864	1365*	574				653	856*	437	4.85
-1.0	2622*	2622*	1696	1352	1996*	872	863	1306*	572				707	885*	473	4.6
-1.5	2929	3086*	1714	1360	1811*	880	870	1152*	579				799	971*	535	4.26
-2.0	2485*	2485*	1743	1380	1497*	897							933*	933*	648	3.78
-2.5	1578*	1578*	1578*	879*	879*	879*							790*	790*	790*	3.09
-3.0																


















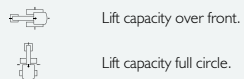
- Notes:**
- Lifting capacities are based on ISO 10567, that is: 75% of minimum tipping load or 87% of hydraulic lift capacity, whichever is the less. Lifting capacities marked\* are based on hydraulic capacity.
  - Lift capacities assume that the machine is on firm level ground and equipped with an approved lifting point.
  - A bucket must be fitted when lifting, the weight of this bucket must be deducted from the above lift capacities.
  - Lift capacities may be limited by local regulations. Please refer to your dealer.

**LIFT CAPACITIES – 400MM RUBBER TRACKS, 2866MM BOOM, 1570MM DIPPER, NO BUCKET. 55Z-1**

Load Point	2.0m			3.0m			4.0m			5.0m			Capacity at maximum reach			
																Distance
Height	Dozer Up	Dozer Down	Over Side	Dozer Up	Dozer Down	Over Side	Dozer Up	Dozer Down	Over Side	Dozer Up	Dozer Down	Over Side	Dozer Up	Dozer Down	Over Side	Distance
m	kg	kg	kg	kg	kg	kg	kg	kg	kg	kg	kg	kg	kg	kg	kg	m
4.5													1100*	1100*	816	3.74
4.0							1059	1356*	738				939	976*	651	4.26
3.5							1060	1322*	739				807	905*	557	4.64
3.0							1049	1368*	729				725	869*	497	4.92
2.5				1681	1756*	1142	1030	1466*	712	702	1280*	480	671	859*	457	5.12
2.0				1616	2141*	1085	1006	1597*	690	694	1375*	473	636	881*	354	5.25
1.5				1546	2544*	1023	979	1738*	665	684	1416*	463	616	910*	414	5.32
1.0				1487	2862*	971	954	1866*	642	673	1455*	453	605	893*	405	5.34
0.5				1448	3032*	937	932	1960*	622	664	1476*	444	608	983*	406	5.29
0.0				1426	3066*	917	917	2003*	608	657	1464*	438	622	1020*	414	5.19
-0.5	2355*	2355*	1763	1416	2992*	909	907	1987*	599	655	1235*	436	652	1138*	434	5.02
-1.0	3048	3342*	1771	1416	2826*	909	904	1897*	597				701	1215*	467	4.78
-1.5	3069	4098*	1787	1424	2560*	915	909	1706*	601				784	1341*	523	4.45
-2.0	3104	3398*	1814	1441	2158*	931	929	1289*	619				926	1277*	618	4.01
-2.5	2334*	2334*	1858	1475	1499*	960							1115*	1115*	810	3.39
-3.0																

**LIFT CAPACITIES – 400MM RUBBER TRACKS, 2866MM BOOM, 1820MM DIPPER, NO BUCKET. 57C-1**

Load Point	2.0m			3.0m			4.0m			5.0m			Capacity at maximum reach			
																Distance
Height	Dozer Up	Dozer Down	Over Side	Dozer Up	Dozer Down	Over Side	Dozer Up	Dozer Down	Over Side	Dozer Up	Dozer Down	Over Side	Dozer Up	Dozer Down	Over Side	Distance
m	kg	kg	kg	kg	kg	kg	kg	kg	kg	kg	kg	kg	kg	kg	kg	m
4.5							922*	922*	900				884*	884*	884*	4.01
4.0							1206*	1206*	917				826*	826*	748	4.47
3.5							1192*	1192*	916				774*	774*	655	4.82
3.0							1241*	1241*	905	851	1051*	614	753*	753*	595	5.08
2.5							1230	1335*	888	848	1253*	611	825	1221*	594	5.27
2.0				1844*	1844*	1353	1205	1461*	865	839	1288*	603	715*	715*	525	5.4
1.5				1863	2221*	1292	1177	1600*	840	827	1335*	592	716	769*	510	5.46
1.0				1799	2554*	1235	1150	1734*	815	815	1381*	581	705	752*	501	5.48
0.5				1749	2780*	1191	1126	1840*	793	804	1415*	570	707	775*	501	5.44
0.0				1717	2883*	1163	1107	1905*	775	796	1423*	562	723	837*	511	5.34
-0.5	2395*	2395*	2171	1700	2879*	1148	1094	1918*	764	791	1386*	558	753	921*	532	5.18
-1.0	3193*	3193*	2179	1694	2778*	1143	1088	1867*	758				802	987*	566	4.96
-1.5	3614	3863*	2195	1697	2582*	1146	1090	1734*	759				883	1133*	623	4.65
-2.0	3646	3690*	2220	1710	2270*	1157	1101	1463*	770				1015	1236*	714	4.25
-2.5	2834*	2834*	2259	1736	1776*	1180							1151*	1151*	883	3.7
-3.0	1559*	1559*	1559*										883*	883*	883*	2.9



- Notes:**
1. Lifting capacities are based on ISO 10567, that is: 75% of minimum tipping load or 87% of hydraulic lift capacity, whichever is the less. Lifting capacities marked\* are based on hydraulic capacity.
  2. Lift capacities assume that the machine is on firm level ground and equipped with an approved lifting point.
  3. A bucket must be fitted when lifting, the weight of this bucket must be deducted from the above lift capacities.
  4. Lift capacities may be limited by local regulations. Please refer to your dealer.



**ONE COMPANY, OVER 300 MACHINES.**

Your nearest JCB dealer

**Mini Excavator 48Z-I/51R-I/55Z-I/57C-I**

Operating weight: 4792/5112/5366/5483kg Net engine power: 33.1/33.4kW

JCB Sales Limited, Rokester, Staffordshire, United Kingdom ST14 5JP.

Tel: +44 (0)1889 590312 Email: [salesinfo@jcb.com](mailto:salesinfo@jcb.com)

Download the very latest information on this product range at: [www.jcb.com](http://www.jcb.com)

©2009 JCB Sales. All rights reserved. No part of this publication may be reproduced, stored in a retrieval system, or transmitted in any form or by any other means, electronic, mechanical, photocopying or otherwise, without prior permission from JCB Sales. All references in this publication to operating weights, sizes, capacities and other performance measurements are provided for guidance only and may vary dependant upon the exact specification of machine. They should not therefore be relied upon in relation to suitability for a particular application. Guidance and advice should always be sought from your JCB Dealer. JCB reserves the right to change specifications without notice. Illustrations and specifications shown may include optional equipment and accessories. All images are correct at time of print. The JCB logo is a registered trademark of J C Bamford Excavators Ltd.

9999/5947 en-GB 01/16 Issue 1

